

TOPIN 6V20Ah

6TP20

- SSL approved
- Case and cover made of high quality ABS
- Freedom from electrolyte maintenance
- Not restricted for air or surface transport
- Each cell is individually valved
- Multi cell design for economy of installation and maintenance
- Lead Calcium Alloy grids for minimal gassing and ease of recycling
- Absorbent Glass Matt (AGM) technology for efficient gas recombination of up to 99%

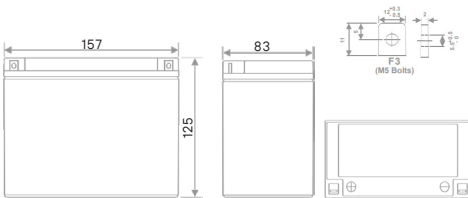


6TP20

BATTERY SPECIFICATIONS



Dimensions



Specifications

Nominals Voltage	6V
Number of Cells	3
Design life	8 years
Normal Capacity 25°	
20 Hr rate (10.5V)	20.6Ah
10 Hr rate (10.5V)	20.2Ah
5 Hr rate (10.5V)	17.65Ah
CCA at -18°C	NA
Dimensions	157(L) x 83(W) x 125(H)mm
Weight	3.89kg
Terminal	M5 Bolts
Torque Setting	NA
Charge voltage	Cycle: 7.2 - 7.3V at 25°C Float: 6.75 - 6.9V at 25°C
Internal resistance	5mΩ 25°C - Fully charged Battery
Electrolyte	Sulphuric acid
Operating Temperature	-20°C to +60°C

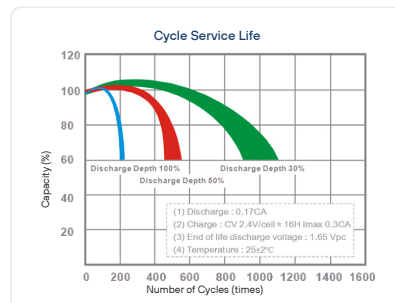
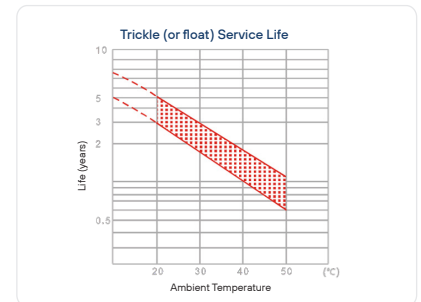
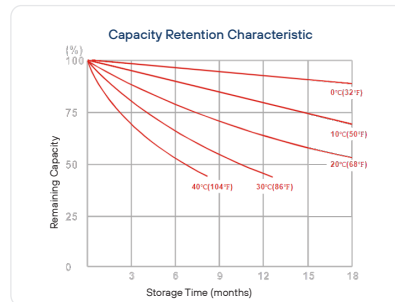
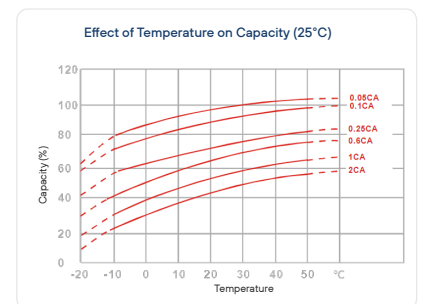
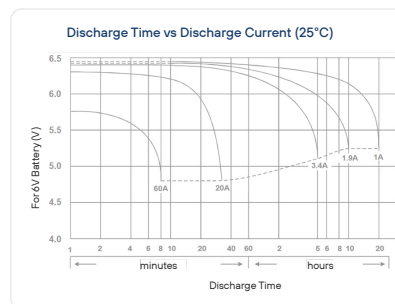
Discharge Constant Current (Amperes at 25°C)

End Point Volts / Cell	15 min	30 min	1 Hour	3 Hour	5 Hour	10 Hour	20 Hour
1.75V	39.8	21.5	12.2	5.0	3.53	2.02	1.03

Discharge Constant Power (Watts at 25°C)

End Point Volts / Cell	15 min	30 min	1 Hour	3 Hour	5 Hour	10 Hour	20 Hour
1.75V	80.4	40.6	24.0	10.1	7.10	4.13	2.20

TOPIN 6V20Ah



(However it is recommended that the batteries be operated in the temperature range of 20 to 30°C to obtain full life and optimum performance.)

Specifications subject to change without notice.