

# TOPIN 6V12Ah

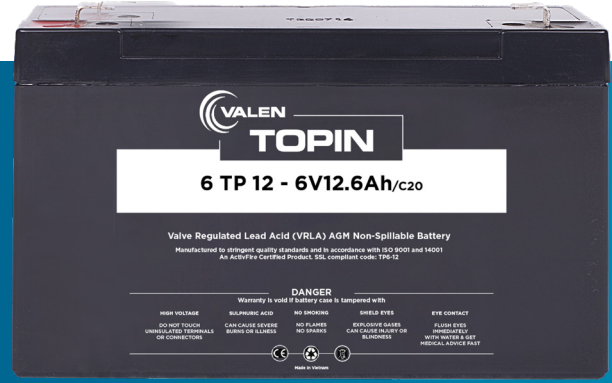
## 6TP12

- SSL approved
- Case and cover made of high quality ABS
- Freedom from electrolyte maintenance
- Not restricted for air or surface transport
- Each cell is individually valved
- Multi cell design for economy of installation and maintenance
- Lead Calcium Alloy grids for minimal gassing and ease of recycling
- Absorbent Glass Matt (AGM) technology for efficient gas recombination of up to 99%

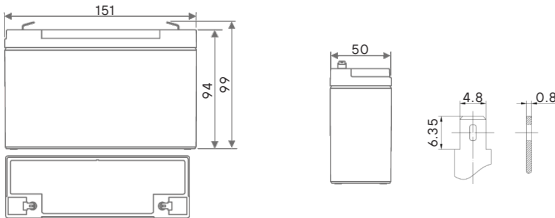


# 6TP12

## BATTERY SPECIFICATIONS



### Dimensions



### Specifications

Nominals Voltage	6V
Number of Cells	3
Design life	8 years
Normal Capacity 25°	
20 Hr rate (10.5V)	12.6Ah
10 Hr rate (10.5V)	12Ah
5 Hr rate (10.5V)	10.35Ah
CCA at -18°C	NA
Dimensions	151(L) x 50(W) x 94(H)mm
Weight	1.8kg
Terminal	F1
Torque Setting	NA
Charge voltage	Cycle: 7.2 - 7.3V at 25°C Float: 6.75 - 6.9V at 25°C
Internal resistance	6mΩ 25°C - Fully charged Battery
Electrolyte	Sulphuric acid
Operating Temperature	-20°C to +60°C

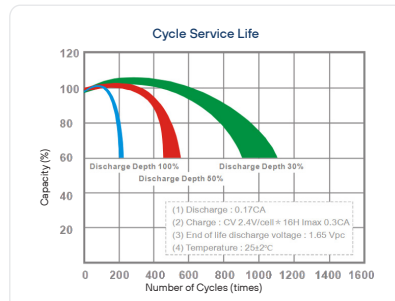
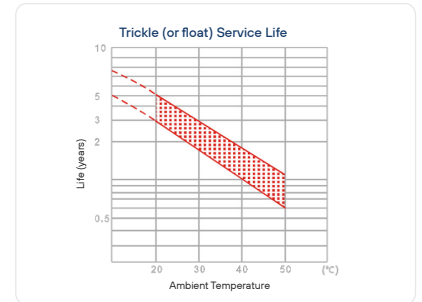
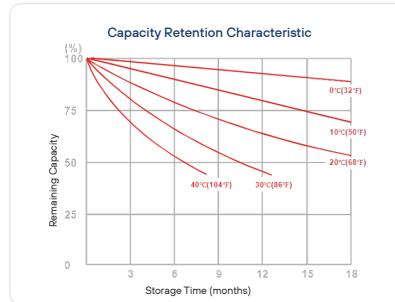
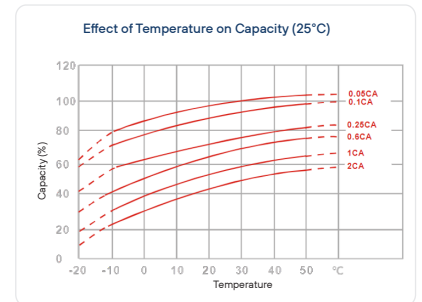
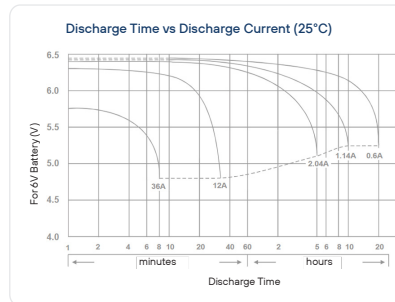
#### Discharge Constant Current (Amperes at 25°C)

End Point Volts / Cell	15 min	30 min	1 Hour	3 Hour	5 Hour	10 Hour	20 Hour
1.75V	22.3	13.0	8.02	3.11	2.07	1.20	0.630

#### Discharge Constant Power (Watts at 25°C)

End Point Volts / Cell	15 min	30 min	1 Hour	3 Hour	5 Hour	10 Hour	20 Hour
1.75V	42.8	24.7	14.8	6.35	4.28	2.28	1.23

## TOPIN 6V12Ah



(However it is recommended that the batteries be operated in the temperature range of 20 to 30°C to obtain full life and optimum performance.)

Specifications subject to change without notice.