

TOPIN 12V9Ah

12TP9

- SSL approved
- Case and cover made of high quality ABS
- Freedom from electrolyte maintenance
- Not restricted for air or surface transport
- Each cell is individually valved
- Multi cell design for economy of installation and maintenance
- Lead Calcium Alloy grids for minimal gassing and ease of recycling
- Absorbent Glass Matt (AGM) technology for efficient gas recombination of up to 99%

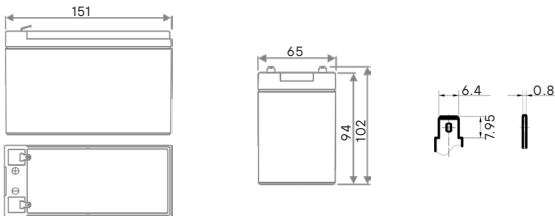


12TP9

BATTERY SPECIFICATIONS



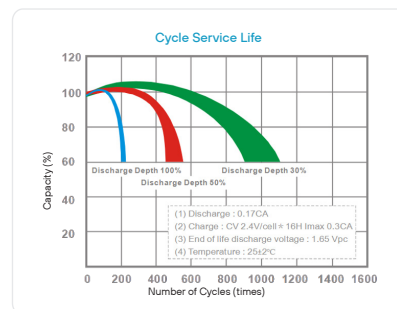
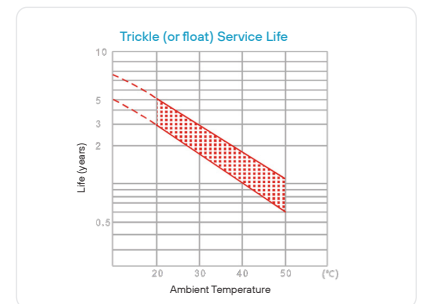
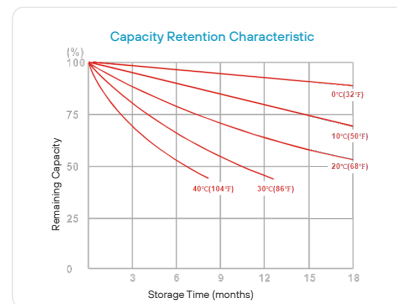
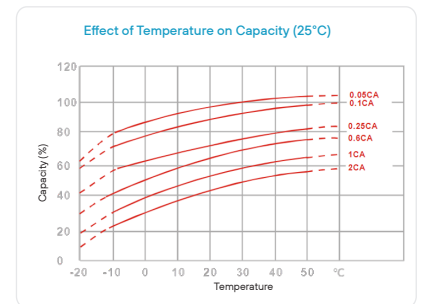
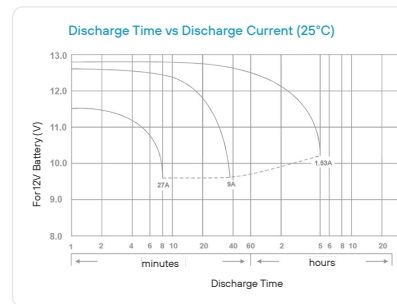
Dimensions



Specifications

Nominals Voltage	12V
Number of Cells	6
Design life	10 Years
Normal Capacity 25°	
20 Hr rate (10.5V)	9Ah
10 Hr rate (10.5V)	8.55Ah
5 Hr rate (10.5V)	7.65Ah
CCA at -18°C	NA
Dimensions	151(L) x 65(W) x 94(H)mm
Weight	2.7kg
Terminal	F2
Torque Setting	NA
Charge voltage	Cycle: 14.4 - 14.6V at 25°C Float: 13.5 - 13.8V at 25°C
Internal resistance	14mΩ 25°C - Fully charged Battery
Electrolyte	Sulphuric acid
Operating Temperature	-20°C to +60°C

TOPIN 12V9Ah



(However it is recommended that the batteries be operated in the temperature range of 20 to 30°C to obtain full life and optimum performance.)

Specifications subject to change without notice.

PERFORMANCE DATA

12TP9

Discharge Constant Power (Watts at 25°C)

End Voltage Time		1.85V	1.80V	1.75V	1.70V	1.67V	1.65V	1.60V
5	min	57.1	60.2	64.7	67.8	69.8	71.2	74.7
10	min	36.5	39.1	42.0	44.0	45.2	46.1	48.3
15	min	30.1	31.2	32.3	33.4	34.0	34.7	35.9
30	min	15.8	16.2	17.0	17.7	17.8	18.0	19.1
60	min	9.97	10.4	10.7	11.0	11.1	11.3	11.5
120	min	5.40	5.56	5.69	5.82	5.87	5.90	5.95
180	min	4.20	4.35	4.49	4.62	4.67	4.75	4.85
240	min	3.40	3.53	3.63	3.73	3.78	3.85	3.92
300	min	2.89	2.99	3.05	3.10	3.12	3.15	3.18
600	min	1.62	1.68	1.71	1.75	1.77	1.78	1.80
1200	min	0.853	0.882	0.902	0.907	0.910	0.913	0.918

Discharge Constant Current (Amperes at 25°C)

End Voltage Time		1.85V	1.80V	1.75V	1.70V	1.67V	1.65V	1.60V
5	min	30.4	32.6	35.0	36.7	37.4	38.5	40.3
10	min	19.1	20.4	21.9	22.9	23.4	24.1	25.2
15	min	14.3	14.9	15.8	16.5	16.8	17.3	18.0
30	min	8.09	8.45	8.93	9.35	9.54	9.77	10.2
60	min	5.17	5.29	5.37	5.45	5.48	5.52	5.57
120	min	2.63	2.72	2.78	2.84	2.86	2.89	2.93
180	min	2.12	2.18	2.23	2.27	2.29	2.31	2.34
240	min	1.69	1.74	1.77	1.80	1.81	1.82	1.83
300	min	1.46	1.51	1.53	1.55	1.56	1.57	1.58
600	min	0.827	0.841	0.855	0.866	0.871	0.877	0.884
1200	min	0.427	0.442	0.451	0.456	0.459	0.462	0.466