

# TOPIN 12V3.3Ah

## 12TP3.3

- SSL approved
- Case and cover made of high quality ABS
- Freedom from electrolyte maintenance
- Not restricted for air or surface transport
- Each cell is individually valved
- Multi cell design for economy of installation and maintenance
- Lead Calcium Alloy grids for minimal gassing and ease of recycling
- Absorbent Glass Matt (AGM) technology for efficient gas recombination of up to 99%

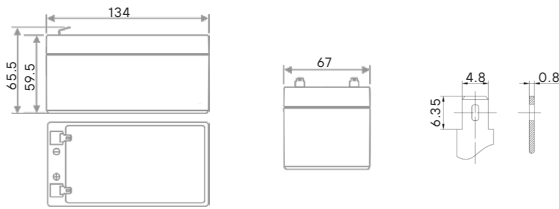


# 12TP3.3

## BATTERY SPECIFICATIONS



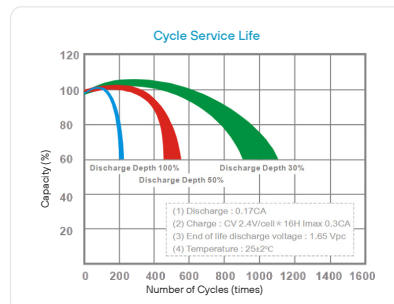
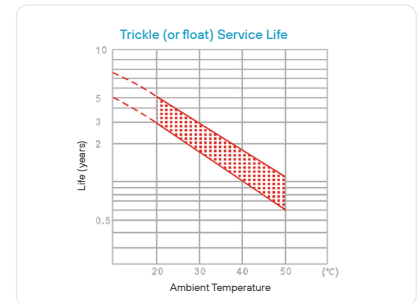
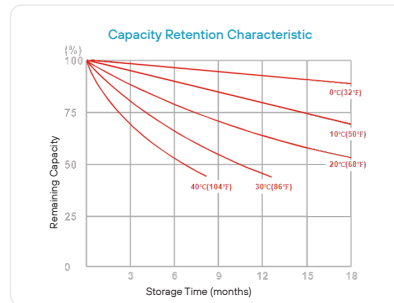
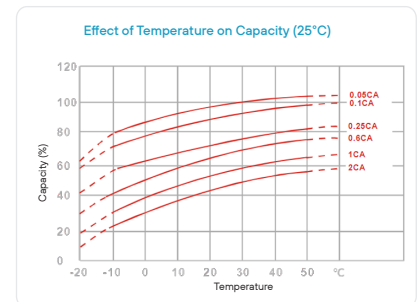
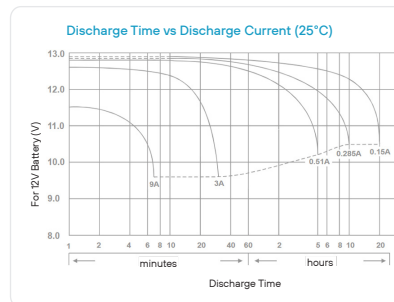
### Dimensions



### Specifications

Nominals Voltage	12V
Number of Cells	6
Design life	10 Years
Normal Capacity 25°	
20 Hr rate (10.5V)	3.3Ah
10 Hr rate (10.5V)	3.01Ah
5 Hr rate (10.5V)	2.56Ah
CCA at -18°C	NA
Dimensions	134(L) x 67(W) x 59.5(H)mm
Weight	1.3kg
Terminal	F1
Torque Setting	NA
Charge voltage	Cycle: 14.4 - 14.6V at 25°C Float: 13.5 - 13.8V at 25°C
Internal resistance	45mΩ 25°C - Fully charged Battery
Electrolyte	Sulphuric acid
Operating Temperature	-20°C to +60°C

## TOPIN 12V3.3Ah



(However it is recommended that the batteries be operated in the temperature range of 20 to 30°C to obtain full life and optimum performance.)

Specifications subject to change without notice.

# PERFORMANCE DATA

## 12TP3.3

### Discharge Constant Power (Watts at 25°C)

End Voltage Time		1.85V	1.80V	1.75V	1.70V	1.67V	1.65V	1.60V
5	min	15.7	17.7	19.0	20.2	20.8	21.4	22.1
10	min	11.4	12.4	13.3	14.0	14.4	14.7	15.0
15	min	8.63	9.61	10.1	10.6	10.9	11.2	11.5
30	min	5.03	5.51	5.82	6.18	6.32	6.43	6.53
60	min	2.88	3.20	3.43	3.63	3.73	3.79	3.88
120	min	1.70	1.85	1.98	2.12	2.18	2.25	2.35
180	min	1.27	1.46	1.56	1.63	1.66	1.70	1.77
240	min	0.968	1.09	1.17	1.21	1.23	1.27	1.33
300	min	0.823	0.926	0.994	1.03	1.05	1.07	1.10
600	min	0.547	0.582	0.597	0.608	0.615	0.620	0.628
1200	min	0.299	0.309	0.317	0.320	0.322	0.324	0.330

### Discharge Constant Current (Amperes at 25°C)

End Voltage Time		1.85V	1.80V	1.75V	1.70V	1.67V	1.65V	1.60V
5	min	7.95	9.24	10.3	11.1	11.5	12.0	12.6
10	min	5.87	6.52	7.07	7.46	7.62	7.79	8.08
15	min	4.49	5.03	5.37	5.71	5.86	6.02	6.23
30	min	2.56	2.87	3.03	3.10	3.12	3.14	3.17
60	min	1.54	1.72	1.81	1.88	1.92	1.94	1.99
120	min	0.945	0.993	1.04	1.08	1.10	1.12	1.15
180	min	0.679	0.718	0.752	0.786	0.807	0.826	0.861
240	min	0.556	0.581	0.604	0.625	0.634	0.646	0.663
300	min	0.472	0.493	0.511	0.526	0.533	0.542	0.554
600	min	0.273	0.289	0.301	0.306	0.308	0.311	0.313
1200	min	0.147	0.154	0.158	0.161	0.163	0.165	0.167