

# TOPIN 6V7Ah

## 6TP7

- SSL approved
- Case and cover made of high quality ABS
- Freedom from electrolyte maintenance
- Not restricted for air or surface transport
- Each cell is individually valved
- Multi cell design for economy of installation and maintenance
- Lead Calcium Alloy grids for minimal gassing and ease of recycling
- Absorbent Glass Matt (AGM) technology for efficient gas recombination of up to 99%

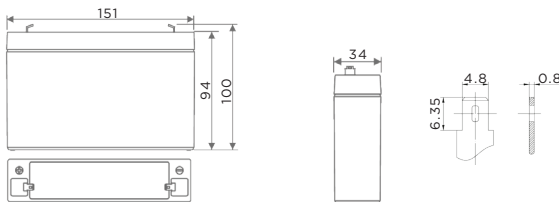


# 6TP7

## BATTERY SPECIFICATIONS



### Dimensions



### Specifications

Nominals Voltage	6V
Number of Cells	3
Design life	8 years
Normal Capacity 25°	
20 Hr rate (10.5V)	7Ah
10 Hr rate (10.5V)	6.65Ah
5 Hr rate (10.5V)	5.95Ah
CCA at -18°C	NA
Dimensions	151(L) x 34(W) x 94(H)mm
Weight	1.2kg
Terminal	F1
Torque Setting	NA
Charge voltage	Cycle: 7.2 - 7.3V at 25°C Float: 6.75 - 6.9V at 25°C
Internal resistance	12mΩ 25°C - Fully charged Battery
Electrolyte	Sulphuric acid
Operating Temperature	-20°C to +60°C

#### Discharge Constant Current (Amperes at 25°C)

End Point Volts / Cell	15 min	30 min	1 hour	3 hour	5 hour	10 hour	20 hour
1.75V	13.6	7.14	4.25	1.75	1.23	0.721	0.377

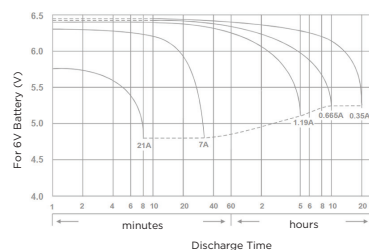
#### Discharge Constant Power (Watts at 25°C)

End Point Volts / Cell	15 min	30 min	1 hour	3 hour	5 hour	10 hour	20 hour
1.75V	26.2	14.1	8.97	3.60	2.63	1.53	0.737

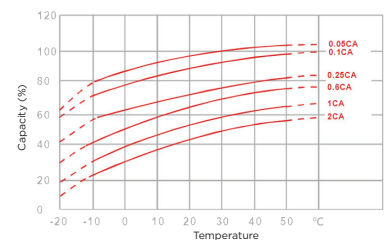
(However it is recommended that the batteries be operated in the temperature range of 20 to 30°C to obtain full life and optimum performance.)

## TOPIN 6V7Ah

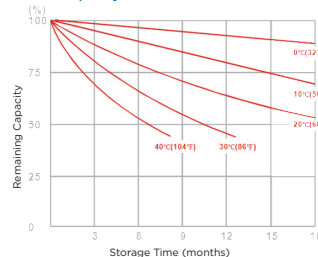
Discharge Time vs Discharge Current (25°C)



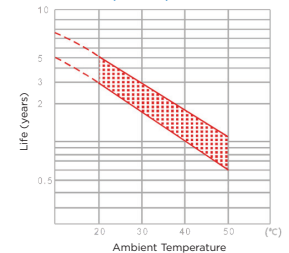
Effect of Temperature on Capacity (25°C)



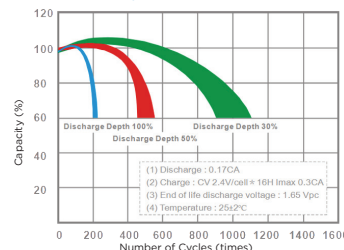
Capacity Retention Characteristic



Trickle (or float) Service Life



Cycle Service Life



Specifications subject to change without notice.